


LED Wall light/ LED Wall pack UG-WL112-W80



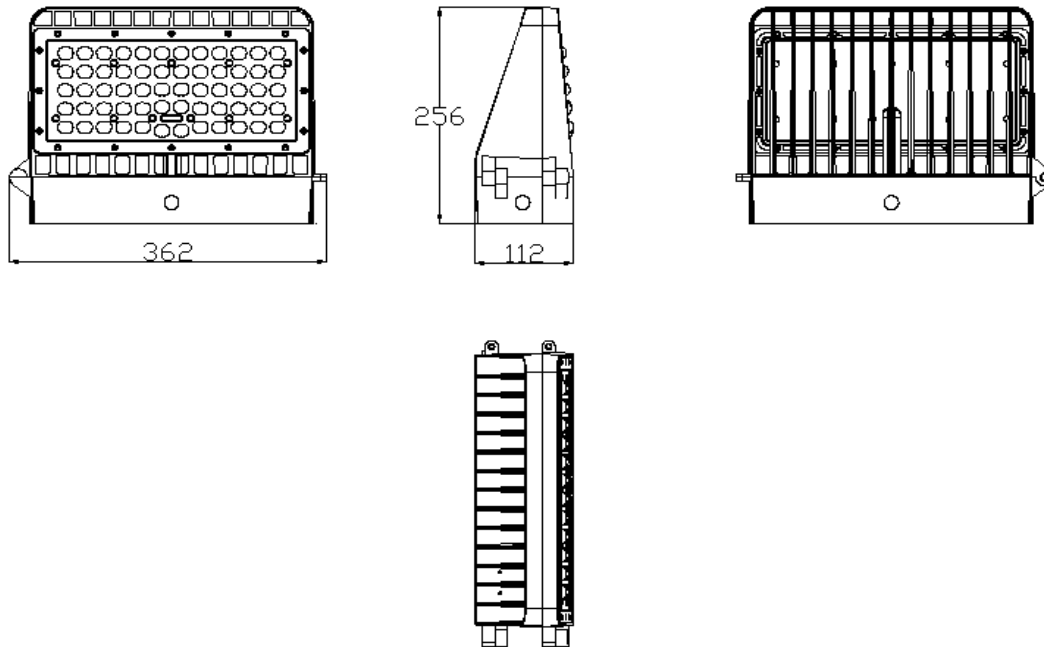
1. The application of the occasions

Wall lighting area, Building facade lighting, House wall security lighting, etc.

2. Features

- 1 Including series of patents, Unique funnel heat sinker, making the lamp better for heat dissipation. Fresnel teeth lighting design for the PC cover, which is suitable for wall light distribution.
 - 2 The LED driver and LED light source are separated, which is convenient for install and assemble.
 - 3 LED driver is movable easily, which helps to replace LED driver.
 - 4 Beauty for the appearance, using high bright Samsung LEDs.
 - 5 Meanwell Driver are applied.
 - 6 IP65.
-

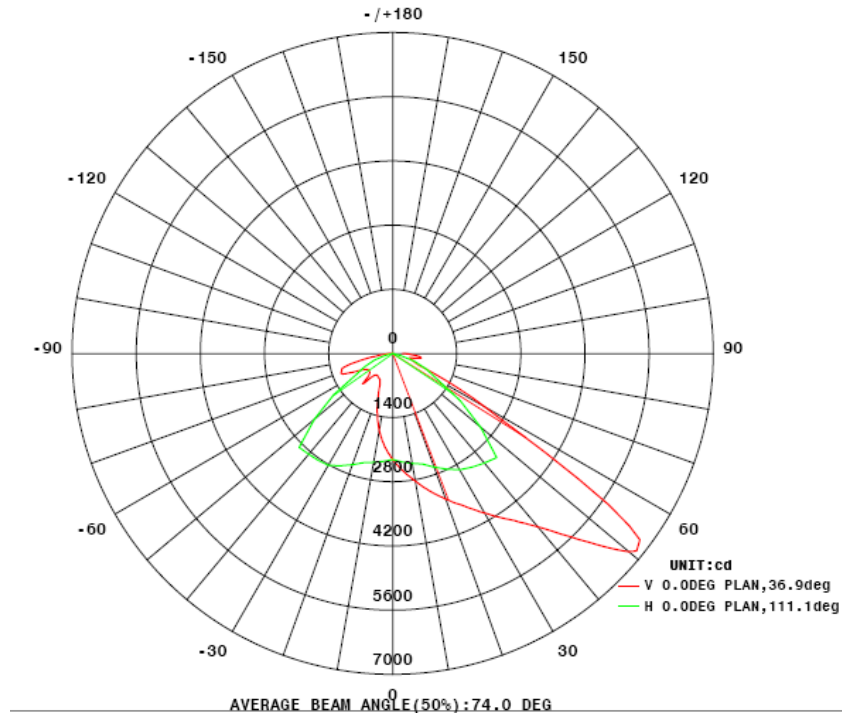
3 Dimension for the product



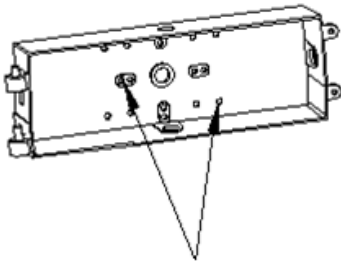
4 Main technical parameters

Item NO.	CCT	RA	Lumens	Input Voltage	Lamp power	Product size	Packaging size	N.W
UG-WL112-W80	5000K~5650K	≥70	7600 LM	AC90V-295V	80±3W	362*112*256 mm	415*185*330 mm	4.7KG
IP65								
Samsung LEDs								
PF>0.9								
4000K 5000K 6000K CCT optional								
LED driver: UG Driver								
Storage Temp: -40 ~ 50°C								

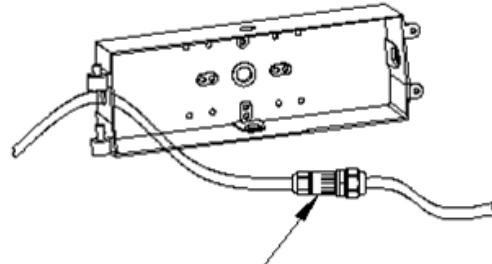
5 Luminous Spot



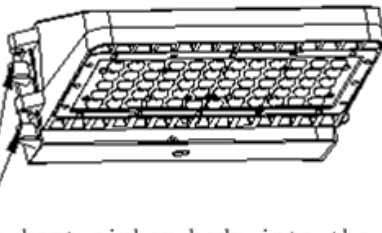
6 Instruction for Installation

1

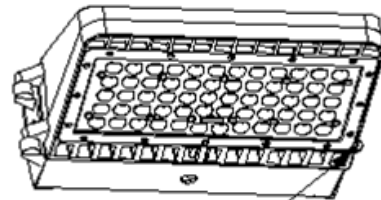
Using screws to install the power supply box onto the solid wall

2

Open the wire-connecting box, connect the input wire of the LED driver with the AC input wire then close the box

3

Thrust the heat sinker body into the two holes

4

Close the body using screws and tighten them

7 Attentions for installation

- Cut off the power and make sure the wall can burden the weight of the lamp before install the lamp.
- Make sure the lamp correctly installed, in case of the lamp's dropping down.
- Do not use the lamp in the area with aggressive gas.
- Do not cover the lamp with anything which is harm for heat dissipation.
- Be careful and connect the ground line well.
- Warranty 3 years.
- Products faults caused by separating, remodeling or incorrectly construction are not in the warranty area.

